


Diesel generator set QSK60 series engine



1760kVA - 2500kVA 50 Hz
1825kW - 2250kW 60 Hz

Description

This Cummins® Power Generation commercial generator set is a fully integrated power generation system, providing optimum performance, reliability, and versatility for stationary standby, prime power, and continuous duty applications.

Control system – Standard PowerCommand® electronic control provides total system integration including remote start/stop, precise frequency and voltage regulation, alarm and status message display, AmpSentry protection, output metering, auto-shutdown.

Features

Cummins® heavy-duty engine - Rugged 4-cycle industrial diesel delivers reliable power, low emissions and fast response to load changes.

Cooling system - Standard integral set-mounted radiator system, designed and tested for rated ambient temperatures, simplifies facility design requirements for rejected heat.

Permanent magnet generator (PMG) - Offers enhanced motor starting and fault clearing short circuit capability.

Warranty and service - Backed by a comprehensive warranty and worldwide distributor network.

Alternator - Several alternator sizes offer selectable motor starting capability with low reactance 2/3 pitch windings; low waveform distortion with non-linear loads, fault clearing short-circuits capability, and class F or H insulation.

Model	Standby rating		Prime rating		Emissions compliance	Data sheets	
	50 Hz kVA (kW)	60 Hz kW (kVA)	50 Hz kVA (kW)	60 Hz kW (kVA)		50 Hz	60 Hz
C1760 D5e	1760 (1408)		1600 (1280)		2g TA Luft	DS49-CPGK	
C2000 D5	2063 (1650)		1875 (1500)			DS48-CPGK	
C2000 D5e	2000 (1600)		1825 (1460)		2g TA Luft	DS50-CPGK	
C2250 D5	2250 (1800)		2000 (1600)			DS52-CPGK	
C2500 D5A	2500 (2000)		2250 (1800)		4g TA Luft	DS53-CPGK	
C2000 D6		2000 (2500)		1825 (2281)			DS86-CPGK
C2250 D6A		2250 (2813)					DS87-CPGK

Generator set specifications

Governor regulation class	ISO 8528 G2
Voltage regulation, no load to full load	± 0.5%
Random voltage variation	± 0.5%
Frequency regulation	Isochronous
Random frequency variation	± 0.25%
EMC compatibility	BS EN 61000-6-4 / BS EN 61000-6-2

Engine specifications

Design	4 cycle, V-black, turbo charged and low temperature after-cooled
Bore	158.8 mm (6.25 in)
Stroke	190.0 mm (7.48 in)
Displacement	60.2 L (3673 in ³)
Cylinder block	Cast iron, 60°V 16 cylinder
Battery capacity	2200 amps at ambient temperature 0°F to 32°F (-18 °C to 0°C)
Battery charging alternator	40 amps
Starting voltage	24- volt, negative ground
Fuel system	Direct injection
Fuel filter	Triple element, spin on fuel filters with water separator
Air cleaner type	Dry replaceable element
Lube oil filter type(s)	Four spin-on, combination full flow and bypass filters
Standard cooling system	104°F (40°C) ambient radiator

Alternator specifications

Design	Brushless, 4 pole, drip proof revolving field
Stator	2/3 pitch
Rotor	Direct coupled by flexible disc
Insulation system	Class H
Standard temperature rise	150 °C standby
Exciter type	PMG (Permanent magnet generator)
Phase rotation	A (U), B (V), C (W)
Alternator cooling	Direct drive centrifugal blower fan
AC waveform total harmonic distortion	No load <1.5%. Non distorting balanced linear load <5%
Telephone influence factor (TIF)	< 50% per NEMA MG1-22.43
Telephone harmonic factor (THF)	< 3%

Available voltages

50 Hz line – neutral / line - line		60 Hz line – neutral / line - line	
• 220/380	• 1905/3300	• 219/380	• 2400/4160
• 230/400	• 3640/6300	• 254/440	• 7200/12470
• 240/415	• 3810/6600	• 277/480	• 7620/13200
• 254/440	• 6350/11000	• 347/600	• 7970/13800

Note: Consult factory for other voltages.

Generator set options

Engine

- Heavy duty air filter
- Water jacket heater 220/240 v

Cooling

- Antifreeze 50/50 (Ethylene glycol)

Alternator

- Alternator heater
- High humidity isolation
- Exciter voltage regulator (PMG)

Warranty

- 5 years for standby application
- 2 years for prime application

Silencer

- 9 dB attenuation critical silencer
- 25 dB residential – delivered loose

*Note: Some options may not be available on all models - consult factory for availability.

Control system PCC 3201

The PowerCommand™ 3201 Control is a microprocessorbased generator set monitoring, and control system.

The control provides an operator interface to the genset, digital voltage regulation, digital governing and generator set protective functions.

The PowerCommand™ 3201 generator set control is suitable for use on a wide range of generator sets in nonparalleling and paralleling applications.

The PowerCommand™ Control can be configured for any frequency, voltage and power connection configuration from 120 to 13,800 VAC for 50Hz or 60Hz operation.

Power for the control is derived from the generator set starting batteries. The control functions over a voltage range from 8VDC to 35VDC.

Major Features

- Digital Full Authority Electronic Engine Controls for Cummins HPI-PT fuel systems.
- Digital Voltage Regulation with 3-phase sensing.
- AmpSentry™ Protection for true alternator overcurrent protection.
- Analog and Digital AC Output Metering.
- Battery Monitoring System to sense and warn against a weak battery condition.
- Digital Alarm and Status Message Display.
- Generator set Monitoring: Displays status of all critical engine and alternator generator set functions.
- Smart Starting Control System: Integrated fuel ramping to limit black smoke and frequency overshoot.
- Advanced Serviceability using InPower, a PC-based software service tool.

Control system

Includes all functions to locally or remotely start and stop, and protect the generator set.

Control switch – RUN/OFF/AUTO

- OFF mode – the generator set is shut down and cannot be started.
- RUN mode – the generator set will execute its start sequence.
- AUTO mode – the generator set can be started with a start signal from a remote device.

LED Indicating Lamps – includes LED indicating lamps for the following functions:

- Not-in-auto mode
- Common wiring
- Shutdown
- Remote start command
- Panel lamps and switch
- Operator panel can be illuminated by a series of high-intensity LED Lamps
- Fault Reset Switch allows the operator to reset the control after a warning or shutdown condition
- Emergency Stop Switch - immediate shut down of the generator set on operation

Base Engine Protection

- Overspeed shutdown
- Low Oil Pressure Warning / Shutdown
- High Engine Temperature Warning / Shutdown
- Underspeed / Sensor Fail Shutdown
- Fail to Start / Fail to Crank
- Low / high battery voltage

Options

- Integrated PowerCommand digital paralleling controls
- Key type mode selector switch
- Exhaust temperature monitoring
- PowerCommand network
- Alternator temperature alarm(s).
- Refer to the PowerCommand Controls Technical Bulletin for detailed information (S1444b)



Emergency standby power (ESP):

Applicable for supplying power to varying electrical load for the duration of power interruption of a reliable utility source. Emergency Standby Power (ESP) is in accordance with ISO 8528. Fuel Stop power in accordance with ISO 3046, AS 2789, DIN 6271 and BS 5514.

Limited-time running power (LTP):

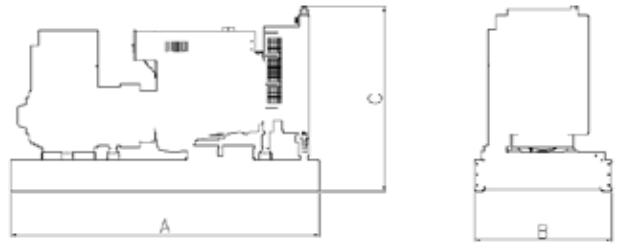
Applicable for supplying power to a constant electrical load for limited hours. Limited Time Running Power (LTP) is in accordance with ISO 8528.

Prime power (PRP):

Applicable for supplying power to varying electrical load for unlimited hours. Prime Power (PRP) is in accordance with ISO 8528. Ten percent overload capability is available in accordance with ISO 3046, AS 2789, DIN 6271 and BS 5514.

Base load (continuous) power (COP):

Applicable for supplying power continuously to a constant electrical load for unlimited hours. Continuous Power (COP) in accordance with ISO 8528, ISO 3046, AS 2789, DIN 6271 and BS 5514.



This outline drawing is to provide representative configuration details for Model series only.



See respective model data sheet for specific model outline drawing number.

Do not use for installation design

Model	Dim "A" mm	Dim "B" mm	Dim "C" mm	Set Weight* dry kg	Set Weight* wet kg
C1760 D5e	6175	2494	3422	15072	15736
C2000 D5	6175	2286	2537	14817	15296
C2000 D5e	6175	2494	3422	16823	17482
C2250 D5	6175	2286	2537	14887	15366
C2500 D5A	6175	2494	3201	16690	17217
C2000 D6	6175	2286	2537	14817	15296
C2250D6A	6175	2494	3201	16223	16749

* Note: Weights represent a set with standard features. See outline drawings for weights of other configurations.

Codes and standards

	This generator set is designed in facilities certified to ISO 9001 and manufactured in facilities certified to ISO 9001 or ISO 9002.	2000/14/EC	All enclosed products are designed to meet or exceed EU noise legislation 2000/14/EC step 2006.
	This generator set is available with CE certification.	ISO 8528	This generator set has been designed to comply with ISO 8528 regulation.

Cummins Power Generation

Europe, CIS, Middle East and Africa
Manston Park Columbus Ave.
Manston, Ramsgate
Kent CT12 5BF United Kingdom
Phone 44 1843 255000
Fax 44 1843 255902

Americas
1400 73rd Avenue N.E.
Minneapolis, MN 55432 USA
Phone 763 574 5000
Fax 763 574 5298

Asia Pacific
10 Toh Guan Road #07-01
TT International Tradepark
Singapore 608838
Phone 65 6417 2388
Fax 65 6417 2399

Our energy working for you.™

©2015 Cummins Power Generation Inc. All rights reserved.

Cummins Power Generation and Cummins are registered trademarks of Cummins Inc. PowerCommand, AmpSentry, InPower and "Our energy working for you." are trademarks of Cummins Power Generation. Other company, product, or service names may be trademarks or service marks of others. Specifications are subject to change without notice.

SS17e-CPGK (9/15)



power.cummins.com